


EdiLex AC 120V D70 Circle Module



Feature & Benefits

- Connects directly to AC line voltage
- Low Flicker
- TRIAC Dimmable
- High Efficacy

Applications

- Wall light
- Down light

Table of Contents

Product Code Information	3
Electrical Characteristic.....	3
Absolute Ratings	4
Color Coordinate	5
Mechanical Dimensio.....	6
Compatible Triac Dimmer List.....	7
Precaution for Use	8
Environmental Compliance	9
Datasheet History	9
About Edison Opto	9

Product Code Information

Part No.	Description
5ELACE2T12152707	ACA22_2700K_15W_120V_CRI80_D70
5ELACE2T12153007	ACA22_3000K_15W_120V_CRI80_D70
5ELACE2T12154007	ACA22_4000K_15W_120V_CRI80_D70
5ELACE2T12155007	ACA22_5000K_15W_120V_CRI80_D70

Electrical Characteristic

Parameter	Min	Typ	Max	Unit
Rated supply voltage AC	115	120	125	V
Input voltage, AC	108	120	132	V
Mains frequency		50/60		Hz
Typ Power factor		0.9		--
Percent Flicker			10	%
Beam characteristic		120		°
Operating ambient temperature		-25~+55		°C
Tc point		85		
Hi-pot Test (AC input to Bottom)	1.24			KV

Absolute Ratings

Parameter	Min	Max	Unit
Input voltage	--	132	V
Surges protection(L/N)	--	1.5	KV
Case Temperature (Tc)	--	85	°C
Operating ambient temperature	-25	+55	°C
Storage ambient temperature	-40	+30	°C
Storage ambient humidity	--	45	%

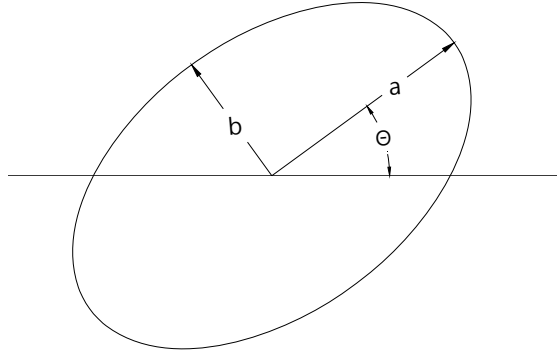
Part No.	Parameter	Min	Typ	Max	Unit
5ELACE2T12152707 5ELACE2T12153007 5ELACE2T12154007 5ELACE2T12155007	Power consumption	13.5	15	16.5	W
	Lumen Flux at Tc=25°C 2700K		1425		Lm
	3000K	--	1425	--	
	4000K		1575		
	5000K		1650		
	Color rendering index (Ra)	80	--	--	--
R9	0				

Note:

Measurement precision ± 10% for the flux data and ± 10% for the efficacy data.

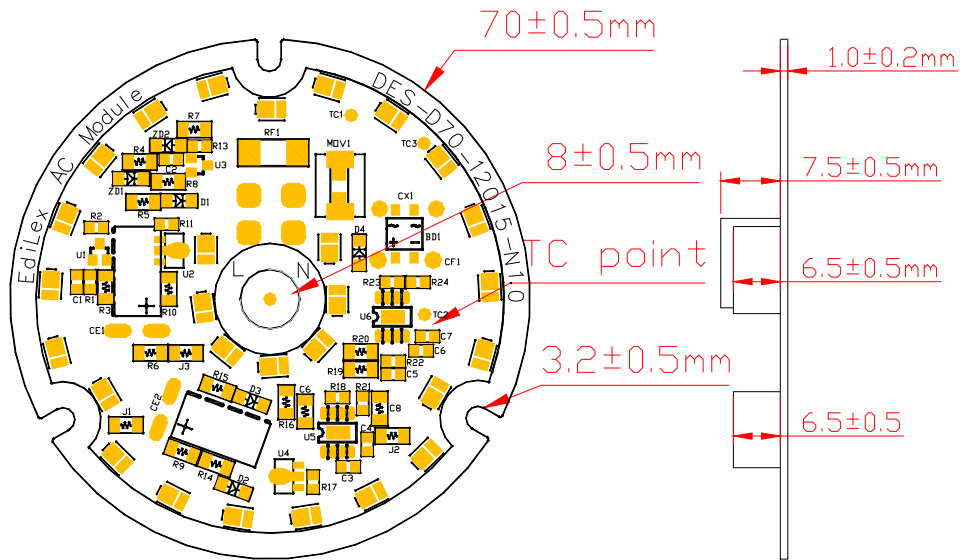
Measurement precision for CRI ± 2 and for color temperature ±150K

Color Coordinate



CCT	Steps	Cx	Cy	a	b	theta
2700K	5	0.4578	0.4101	0.01350	0.00700	53.7
3000K	5	0.4338	0.4030	0.0139	0.0068	53.22
4000K	5	0.3818	0.3797	0.01565	0.00670	53.72
5000k	5	0.3447	0.3553	0.01370	0.00590	59.62

Mechanical Dimension



Notes:

1. All dimensions are in millimeters.
2. Tolerance: $\pm 0.5 \text{ mm}$

Compatible Triac Dimmer List

a.) Compatibility depends on triac dimmer characteristics.

Even though dimmer is included in the below table, some dimmers may be in compatible according to installation condition.

b.) Compatible dimmer list.

Maker	Model	Maker	Model
Lutron	DVCL-153P	Lutron	DVWCL-153P-WH
Lutron	TGCL-153P	Lutron	SCL-153PR-WH
Lutron	LGCL-153P	Lutron	MACL-153M
Lutron	MACL-153MLH	Lutron	S-10P-WH
Lutron	DVCL-153PR-WH	Lutron	PD-6WCL
Lutron	MSCL-OP153M	Lutron	S2-LH-WH

Notes

*Do not guarantee the performance of dimmer which is not on the list above.

Precaution for Use

1. Please note that AC Module products are driven by high voltage, therefore when operating AC Modules should be very cautious.
2. DO NOT touch the circuit board, components or terminals with body or metal while the circuit is active.
3. DO NOT add or change wires while the circuit of AC Module is active.
4. Long time exposure to sunlight or UV should be avoided; otherwise, it may cause the discoloration of lens.
5. DO NOT use adhesives to attach the LED that outgas organic vapor.
6. DO NOT use the products with materials containing Sulfur.
7. DO NOT assemble in humid environment or the conditions of containing oxidizing gas such as Cl, H₂S, NH₃, SO₂, NO_x, etc.
8. DO NOT make any modifications on the products.
9. AC Module uses integrated circuit (IC) which can be damaged when exposed to static electricity. Please operate with antistatic device. Do not touch the product unless ESD protection is used. AC Module can't be installed in end product unless the ESD protection is used.
10. DO NOT press the product; even a slight pressure may damage the product. The environments such as high temperatures, high humidity or direct expose to sunlight should be avoided since the product is sensitive to these conditions.
11. Storage Precautions:
 - (1) The devices should be stored in the anti-static bag.
 - (2) If the anti-static bag has been opened, please make sure to reseal the bag to avoid air and moisture infiltrate in the bag.
12. It is strongly suggested to wear rubber insulated gloves and rubber bottom shoes while operating the AC Modules.
13. DO NOT wear any conductive accessories (such as jewelry) which could accidentally get an electric shock.
14. Faults, lightning, or fast switch may cause voltage surge which surpasses the normal value.
15. The failure of internal component may cause excessive voltages.
16. DO NOT directly make the HI-POT test over DC 1,750V on the module.
17. DO NOT separately connection L and N terminal when the power source turn on.

Environmental Compliance

AC module series are compliant to the Restriction of Hazardous Substances Directive or RoHS. The restricted materials including lead, mercury cadmium hexavalent chromium, polybrominated biphenyls (PBB) and polybrominated diphenyl ether (PBDE) are not used in AC module series to provide an environmentally friendly product to the customers.

Datasheet History

Versions	Modification	Date
V_1.0	Establish a Datasheet.	2022/08/22

About Edison Opto

Edison Opto is a leading manufacturer of high power LED and a solution provider experienced in LDMS. LDMS is an integrated program derived from the four essential technologies in LED lighting applications- Thermal Management, Electrical Scheme, Mechanical Refinement, Optical Optimization, to provide customer with various LED components and modules. More Information about the company and our products can be found at www.edison-opto.com

Copyright©2016 Edison Opto. All rights reserved. No part of publication may be reproduced or transmitted in any form or by any means, electronic or mechanical, including phot o copy, recording or any other information storage and retrieval system, without prior permission in writing from the publisher. The information in this publication are subject to change without notice.

www.edison-opto.com

For general assistance please contact:

service@edison-opto.com.tw

For technical assistance please contact: LED.Detective@edison-opto.com.tw